

# Instruction Sheet

## GD5x Grid Dish Parabolic Antenna

### 5150 to 5850 MHz Operation

**Step 1:** Decide if Horizontal Polarity (HPOL) or Vertical Polarity (VPOL) is required. The polarity is changed by rotating the entire feed horn/antenna assembly on the bracket. Also decide if uptilt or downtilt will be required. The bracket can be mounted to provide uptilt or downtilt. The mounting relationship between the feedhorn and antenna is fixed by the feedhorn mount and the antenna wires.

**Step 2:** Assemble the feedhorn/antenna and bracket by inserting 2 carriage bolts through the feed horn mount and 1 carriage bolt into the remaining bracket hole.

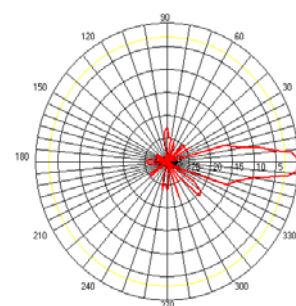
**Step 3:** Install the antenna assembly to the pole using the V Block pole clamp and U Bolt. Adjust to desired rotation and angular position and then tighten U-Bolt nuts.



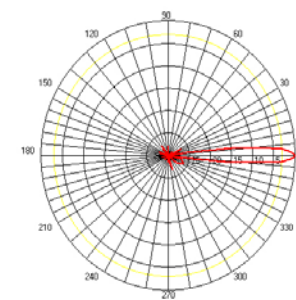
## Specifications

Parameter	Model	Min	Typ	Max	Units
<b>Frequency Range</b>	GD58 GD57 GD53	5725 5470 5150		5850 5725 5350	MHz
<b>Gain</b>	GD58-22 GD58-26 GD58-29 GD5x-21 GD5x-25 GD5x-28		22 26 29 21 25 28		dBi
<b>Horizontal Beamwidth</b>	GD5x-22/21 GD5x-26/25 GD5x-29/28		10 6 4		Deg
<b>Vertical Beamwidth</b>	GD5x-22/21 GD5x-26/25 GD5x-29/28		11 6 5		Deg
<b>Front to Back</b>	GD5x-22/21 GD5x-26/25 GD5x-29/28	25 30 25			dB
<b>VSWR</b>			1.5:1		
<b>Impedance</b>			50		OHM
<b>Input Power</b>				100	W
<b>Operating Temperature</b>		-40		+70	Deg C
<b>Pole Size</b>		1" (25)		2" (50)	In (mm)
<b>Weight</b>	GD5x-22/21 GD5x-26/25 GD5x-29/28		3 (1.4) 6 (2.7) 11 (5)		Lbs. (kg)
<b>Dimension (W x L)</b>	GD5x-22/21 GD5x-26/25 GD5x-29/28		11.8" x 15.7" (300 x 400) 16.8" x 24" (427 x 610) 28.5 x 36" (724 x 914)		In (mm)
<b>Bracket Tilt</b>			45		Deg

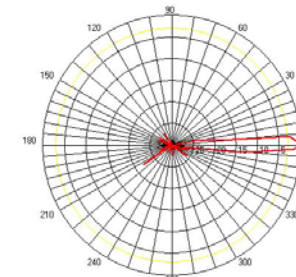
### Antenna Patterns @ 5.8GHz



GD58-22



GD58-26



GD58-29